

Training

249

Annexure-1								Annexure-1					
ROP/FMR Budget code No.(as per ROP/FMR Budget code No.(as per ROP 2014-15):Part- : A.9.9.1								ROP/FMR Budget code No.(as per ROP 2014-15):Part- : A.9.10.1					
ROP/FMR Budget Head: Setting ROP/FMR Budget Head: PC/PNDT training								ROP/FMR Budget Head: Strengthening of Existing Training Institutions/Nursing School excluding infrastructure and HR.					
Sl. No.	Districts	Physical Target as per ROP 2014-15 (Physical indicator is no.)	District Total Allotment 2014-15 (in Rs.)	Q1	Q2	Q3	Q4	Physical Target as per ROP 2014-15 (Physical indicator is no.)	District Total Allotment 2014-15 (in Rs.)	Q1	Q2	Q3	Q4
a	b	f	(g+h)					f	(g+h)				
1	Araria	0	0	0	0	0	0	0	0	0	0	0	0
2	Arwal	0	0	0	0	0	0	0	0	0	0	0	0
3	Aurangabad	0	0	0	0	0	0	0	0	0	0	0	0
4	Banka	0	0	0	0	0	0	0	0	0	0	0	0
5	Begusarai	0	0	0	0	0	0	1	180000	90000	45000	45000	0
6	Bhagalpur	0	0	0	0	0	0	1	180000	90000	45000	45000	0
7	Bhojpur	0	0	0	0	0	0	1	180000	90000	45000	45000	0
8	Buxar	0	0	0	0	0	0	0	0	0	0	0	0
9	Darbhanga	0	0	0	0	0	0	0	0	0	0	0	0
10	East Champaran	0	0	0	0	0	0	1	180000	90000	45000	45000	0
11	Gaya	0	0	0	0	0	0	1	180000	90000	45000	45000	0
12	Gopalganj	0	0	0	0	0	0	1	180000	90000	45000	45000	0
13	Jamui	0	0	0	0	0	0	0	0	0	0	0	0
14	Jehanabad	0	0	0	0	0	0	0	0	0	0	0	0
15	Kaimur	0	0	0	0	0	0	0	0	0	0	0	0
16	Kathar	0	0	0	0	0	0	1	180000	90000	45000	45000	0
17	Khagaria	0	0	0	0	0	0	0	0	0	0	0	0
18	Kishanganj	0	0	0	0	0	0	1	180000	90000	45000	45000	0
19	Lakhisarai	0	0	0	0	0	0	0	0	0	0	0	0
20	Madhepura	0	0	0	0	0	0	0	0	0	0	0	0
21	Madhubani	0	0	0	0	0	0	1	180000	90000	45000	45000	0
22	Munger	0	0	0	0	0	0	1	180000	90000	45000	45000	0
23	Muzaffarpur	0	0	0	0	0	0	1	180000	90000	45000	45000	0
24	Nalanda	0	0	0	0	0	0	1	180000	90000	45000	45000	0
25	Nawada	0	0	0	0	0	0	0	0	0	0	0	0
26	Patna	0	0	0	0	0	0	2	360000	180000	90000	90000	0
27	Purnia	0	0	0	0	0	0	1	180000	90000	45000	45000	0
28	Rohtas	0	0	0	0	0	0	0	0	0	0	0	0
29	Saharsa	0	0	0	0	0	0	1	180000	90000	45000	45000	0
30	Samastipur	0	0	0	0	0	0	1	180000	90000	45000	45000	0
31	Saran	0	0	0	0	0	0	1	180000	90000	45000	45000	0
32	Sheikhpura	0	0	0	0	0	0	0	0	0	0	0	0
33	Sheohar	0	0	0	0	0	0	0	0	0	0	0	0
34	Sitamarhi	0	0	0	0	0	0	1	180000	90000	45000	45000	0
35	Siwan	0	0	0	0	0	0	0	0	0	0	0	0
36	Supaul	0	0	0	0	0	0	0	0	0	0	0	0
37	Vaishali	0	0	0	0	0	0	1	180000	90000	45000	45000	0
38	West Champaran	0	0	0	0	0	0	1	180000	90000	45000	45000	0
39	RPMU Bhagalpur	0	0	0	0	0	0	0	0	0	0	0	0
40	RPMU Darbhanga	0	0	0	0	0	0	0	0	0	0	0	0
41	RPMU Kosi	0	0	0	0	0	0	0	0	0	0	0	0
42	RPMU Magadh	0	0	0	0	0	0	0	0	0	0	0	0
43	RPMU Munger	0	0	0	0	0	0	0	0	0	0	0	0
44	RPMU Patna	0	0	0	0	0	0	0	0	0	0	0	0
45	RPMU Purnia	0	0	0	0	0	0	0	0	0	0	0	0
46	RPMU Saran	0	0	0	0	0	0	0	0	0	0	0	0
47	RPMU Tirhut	0	0	0	0	0	0	0	0	0	0	0	0
48	ANMMCH, Gaya	0	0	0	0	0	0	1	240000	120000	60000	60000	0
49	DMCH, Darbhanga	0	0	0	0	0	0	1	240000	120000	60000	60000	0
50	JLNMCH, Bhagalpur	0	0	0	0	0	0	1	240000	120000	60000	60000	0
51	NMCH, Patna	0	0	0	0	0	0	1	240000	120000	60000	60000	0
52	PMCH, Patna	0	0	0	0	0	0	1	240000	120000	60000	60000	0
53	SKMCH, Muzaffarpur	0	0	0	0	0	0	1	240000	120000	60000	60000	0
54	IGIMS	0	0	0	0	0	0	1	240000	120000	60000	60000	0
55	SIHFW	0	0	0	0	0	0	0	0	0	0	0	0
Total		0	0	0	0	0	0	28	5460000	2730000	1365000	1365000	0
State Level Fund Retention		0	257000					-28	5492000				
Grand Total			257000						10952000				


Handwritten marks/signatures

Training

243


Annexure-1													
ROP/FMR Budget code No.(as per ROP/FMR Budget code No.(as per ROP 2014-15):Part- : A.9.11.3						ROP/FMR Budget code No.(as per ROP 2014-15):Part- : A.9.11.3.1							
ROP/FMR Budget Head: Setting ROP/FMR Budget Head: Other training and capacity building programmes (nursing tutors etc.)						ROP/FMR Budget Head: PGDHM Courses							
Sl. No.	Districts	Physical Target as per ROP 2014-15 (Physical indicator is no. of Trainings)	District Total Allotment 2014-15 (in Rs.)	Q1	Q2	Q3	Q4	Physical Target as per ROP 2014-15 (Physical indicator is no.)	District Total Allotment 2014-15 (in Rs.)	Q1	Q2	Q3	Q4
a	b	f	(g+h)					f	(g+h)				
1	Araria	0	0	0	0	0	0	0	0	0	0	0	0
2	Arwal	0	0	0	0	0	0	0	0	0	0	0	0
3	Aurangabad	0	0	0	0	0	0	0	0	0	0	0	0
4	Banka	0	0	0	0	0	0	0	0	0	0	0	0
5	Begusarai	0	0	0	0	0	0	0	0	0	0	0	0
6	Bhagalpur	0	0	0	0	0	0	0	0	0	0	0	0
7	Bhojpur	0	0	0	0	0	0	0	0	0	0	0	0
8	Buxar	0	0	0	0	0	0	0	0	0	0	0	0
9	Darbhanga	0	0	0	0	0	0	0	0	0	0	0	0
10	East Champaran	0	0	0	0	0	0	0	0	0	0	0	0
11	Gaya	0	0	0	0	0	0	0	0	0	0	0	0
12	Gopalganj	0	0	0	0	0	0	0	0	0	0	0	0
13	Jamui	0	0	0	0	0	0	0	0	0	0	0	0
14	Jehanabad	0	0	0	0	0	0	0	0	0	0	0	0
15	Kaimur	0	0	0	0	0	0	0	0	0	0	0	0
16	Katihar	0	0	0	0	0	0	0	0	0	0	0	0
17	Khagaria	0	0	0	0	0	0	0	0	0	0	0	0
18	Kishanganj	0	0	0	0	0	0	0	0	0	0	0	0
19	Lakhisarai	0	0	0	0	0	0	0	0	0	0	0	0
20	Madhepura	0	0	0	0	0	0	0	0	0	0	0	0
21	Madhubani	0	0	0	0	0	0	0	0	0	0	0	0
22	Munger	0	0	0	0	0	0	0	0	0	0	0	0
23	Muzaffarpur	0	0	0	0	0	0	0	0	0	0	0	0
24	Nalanda	0	0	0	0	0	0	0	0	0	0	0	0
25	Nawada	0	0	0	0	0	0	0	0	0	0	0	0
26	Patna	0	0	0	0	0	0	0	0	0	0	0	0
27	Purnia	0	0	0	0	0	0	0	0	0	0	0	0
28	Rohtas	0	0	0	0	0	0	0	0	0	0	0	0
29	Saharsa	0	0	0	0	0	0	0	0	0	0	0	0
30	Samastipur	0	0	0	0	0	0	0	0	0	0	0	0
31	Saran	0	0	0	0	0	0	0	0	0	0	0	0
32	Sheikhpura	0	0	0	0	0	0	0	0	0	0	0	0
33	Sheohar	0	0	0	0	0	0	0	0	0	0	0	0
34	Sitamarhi	0	0	0	0	0	0	0	0	0	0	0	0
35	Siwan	0	0	0	0	0	0	0	0	0	0	0	0
36	Supaul	0	0	0	0	0	0	0	0	0	0	0	0
37	Vaishali	0	0	0	0	0	0	0	0	0	0	0	0
38	West Champaran	0	0	0	0	0	0	0	0	0	0	0	0
39	RPMU Bhagalpur	0	0	0	0	0	0	0	0	0	0	0	0
40	RPMU Darbhanga	0	0	0	0	0	0	0	0	0	0	0	0
41	RPMU Kosi	0	0	0	0	0	0	0	0	0	0	0	0
42	RPMU Magadh	0	0	0	0	0	0	0	0	0	0	0	0
43	RPMU Munger	0	0	0	0	0	0	0	0	0	0	0	0
44	RPMU Patna	0	0	0	0	0	0	0	0	0	0	0	0
45	RPMU Purnia	0	0	0	0	0	0	0	0	0	0	0	0
46	RPMU Saran	0	0	0	0	0	0	0	0	0	0	0	0
47	RPMU Tirhut	0	0	0	0	0	0	0	0	0	0	0	0
48	ANMMCH, Gaya	0	0	0	0	0	0	0	0	0	0	0	0
49	DMCH, Darbhanga	0	0	0	0	0	0	0	0	0	0	0	0
50	JLNMCH, Bhagalpur	0	0	0	0	0	0	0	0	0	0	0	0
51	NMCH, Patna	0	0	0	0	0	0	0	0	0	0	0	0
52	PMCH, Patna	0	0	0	0	0	0	0	0	0	0	0	0
53	SKMCH, Muzaffarpur	0	0	0	0	0	0	0	0	0	0	0	0
54	IGIMS	2	1635000	817500	817500	0	0	0	0	0	0	0	0
55	SIHFW	0	0	0	0	0	0	0	0	0	0	0	0
Total		2	1635000	817500	817500	0	0	0	0	0	0	0	0
State Level Fund Retention		-2	4062500					0	1500000				
Grand Total			5697500						1500000				


(91)

Jayati 

Training

Annexure-1													Annexure-1			
ROP/FMR Budget code No.(as per ROP/FMR Budget code No.(as per ROP 2014-15):Part- : A.9.12.1													ROP/FMR Budget code No.(as per ROP 2014-15):Part- : A.9.12.2			
ROP/FMR Budget Head: Setting ROP/FMR Budget Head: RBSK Training -Training of Mobile health team – technical and managerial (5 days)													ROP/FMR Budget Head: RBSK DEIC Staff training (15 days)			
Sl. No.	Districts	Physical Target as per ROP 2014-15 (Physical indicator is no.)	District Total Allotment 2014-15 (in Rs.)	Q1	Q2	Q3	Q4	Physical Target as per ROP 2014-15 (Physical indicator is No. of Training Batches of DEIC Staffs)	District Total Allotment 2014-15 (in Rs.)	Q1	Q2	Q3	Q4			
a	b	f	(g+h)					f	(g+h)							
1	Araria	2	207400	0	0	207400	0	0	0	0	0	0	0			
2	Arwal	1	112000	0	0	112000	0	0	0	0	0	0	0			
3	Aurangabad	3	269600	0	0	269600	0	0	0	0	0	0	0			
4	Banka	3	269600	0	0	269600	0	0	0	0	0	0	0			
5	Begusarai	4	414800	0	0	414800	0	0	0	0	0	0	0			
6	Bhagalpur	4	381600	0	0	381600	0	0	0	0	0	0	0			
7	Bhojpur	3	319400	0	0	319400	0	0	0	0	0	0	0			
8	Buxar	3	269600	0	0	269600	0	0	0	0	0	0	0			
9	Darbhanga	4	414800	0	0	414800	0	0	0	0	0	0	0			
10	East Champaran	7	651200	0	0	651200	0	0	0	0	0	0	0			
11	Gaya	6	572400	0	0	572400	0	0	0	0	0	0	0			
12	Gopalganj	3	319400	0	0	319400	0	0	0	0	0	0	0			
13	Jamui	3	253000	0	0	253000	0	0	0	0	0	0	0			
14	Jehanabad	2	174200	0	0	174200	0	0	0	0	0	0	0			
15	Kaimur	3	269600	0	0	269600	0	0	0	0	0	0	0			
16	Katihar	4	381600	0	0	381600	0	0	0	0	0	0	0			
17	Khagaria	2	174200	0	0	174200	0	0	0	0	0	0	0			
18	Kishanganj	2	174200	0	0	174200	0	0	0	0	0	0	0			
19	Lakhisarai	2	157600	0	0	157600	0	0	0	0	0	0	0			
20	Madhepura	3	302800	0	0	302800	0	0	0	0	0	0	0			
21	Madhubani	5	493600	0	0	493600	0	0	0	0	0	0	0			
22	Munger	2	207400	0	0	207400	0	0	0	0	0	0	0			
23	Muzaffarpur	4	381600	0	0	381600	0	0	0	0	0	0	0			
24	Nalanda	5	477000	0	0	477000	0	0	0	0	0	0	0			
25	Nawada	3	319400	0	0	319400	0	0	0	0	0	0	0			
26	Patna	6	555800	0	0	555800	0	0	0	0	0	0	0			
27	Purnia	3	319400	0	0	319400	0	0	0	0	0	0	0			
28	Rohtas	5	460400	0	0	460400	0	0	0	0	0	0	0			
29	Saharsa	3	253000	0	0	253000	0	0	0	0	0	0	0			
30	Samastipur	5	477000	0	0	477000	0	0	0	0	0	0	0			
31	Saran	5	477000	0	0	477000	0	0	0	0	0	0	0			
32	Sheikhpura	2	157600	0	0	157600	0	0	0	0	0	0	0			
33	Sheohar	1	112000	0	0	112000	0	0	0	0	0	0	0			
34	Sitamarhi	5	427200	0	0	427200	0	0	0	0	0	0	0			
35	Siwan	5	460400	0	0	460400	0	0	0	0	0	0	0			
36	Supaul	3	269600	0	0	269600	0	0	0	0	0	0	0			
37	Vaishali	4	398200	0	0	398200	0	0	0	0	0	0	0			
38	West Champaran	4	414800	0	0	414800	0	0	0	0	0	0	0			
39	RPMU Bhagalpur	0	0	0	0	0	0	0	0	0	0	0	0			
40	RPMU Darbhanga	0	0	0	0	0	0	0	0	0	0	0	0			
41	RPMU Kosi	0	0	0	0	0	0	0	0	0	0	0	0			
42	RPMU Magadh	0	0	0	0	0	0	0	0	0	0	0	0			
43	RPMU Munger	0	0	0	0	0	0	0	0	0	0	0	0			
44	RPMU Patna	0	0	0	0	0	0	0	0	0	0	0	0			
45	RPMU Purnia	0	0	0	0	0	0	0	0	0	0	0	0			
46	RPMU Saran	0	0	0	0	0	0	0	0	0	0	0	0			
47	RPMU Tirhut	0	0	0	0	0	0	0	0	0	0	0	0			
48	ANMMCH, Gaya	0	0	0	0	0	0	0	0	0	0	0	0			
49	DMCH, Darbhanga	0	0	0	0	0	0	0	0	0	0	0	0			
50	JLNMCH, Bhagalpur	0	0	0	0	0	0	0	0	0	0	0	0			
51	NMCH, Patna	0	0	0	0	0	0	0	0	0	0	0	0			
52	PMCH, Patna	0	0	0	0	0	0	0	0	0	0	0	0			
53	SKMCH, Muzaffarpur	0	0	0	0	0	0	0	0	0	0	0	0			
54	IGIMS	0	0	0	0	0	0	0	0	0	0	0	0			
55	SIHFW	0	0	0	0	0	0	0	0	0	0	0	0			
Total		134	12750400	0	0	12750400	0	0	0	0	0	0	0			
State Level Fund Retention		5	1065600					4	2127900							
Grand Total		139	13816000					4	2127900							


(92)



Annexure-1													
ROP/FMR Budget code No.(as per ROP/FMR Budget code No.(as per ROP 2014-15):Part- : A.9.12.3													
ROP/FMR Budget Head: Setting ROP/FMR Budget Head: One day orientation for MO / other staff Delivery points													
Total- Training													
Sl. No.	Districts	Physical Target as per ROP 2014-15 (Physical indicator is No. of Training Batches of One Day orientation for MO/other Staff Delivery points)	District Total Allotment 2014-15 (in Rs.)	Q1	Q2	Q3	Q4	District Total Allotment 2014-15 (in Rs.)	Q1	Q2	Q3	Q4	Variance
a	b	f	(g+h)					(g+h)					
1	Araria	1	4250	0	0	4250	0	7470256	203400	5064400	2085756	116700	0.000
2	Arwal	1	3350	0	0	3350	0	1237512	0	429828	695984	111700	0.000
3	Aurangabad	1	4700	0	0	4700	0	3231815	0	1187805	1830611	213400	0.000
4	Banka	1	4700	0	0	4700	0	853906	0	104700	535806	213400	0.000
5	Begusarai	1	6275	0	0	6275	0	1506081	90000	149700	1052981	213400	0.000
6	Bhagalpur	1	5825	0	0	5825	0	3559019	90000	1334844	1920775	213400	0.000
7	Bhojpur	1	5375	0	0	5375	0	4077040	130000	1341930	2391711	213400	0.000
8	Buxar	1	4700	0	0	4700	0	901606	0	104700	583506	213400	0.000
9	Darbhanga	1	6275	0	0	6275	0	1048381	0	104700	831981	111700	0.000
10	East Champaran	1	8300	0	0	8300	0	3311156	90000	152700	2549126	519330	0.000
11	Gaya	1	7625	0	0	7625	0	2201031	90000	151700	1842631	116700	0.000
12	Gopalganj	1	5375	0	0	5375	0	1349781	90000	149700	848981	261100	0.000
13	Jamui	1	4475	0	0	4475	0	7837581	0	5361700	2257481	218400	0.000
14	Jehanabad	1	3800	0	0	3800	0	1877874	0	574484	1089990	213400	0.000
15	Kaimur	1	4700	0	0	4700	0	1277906	30000	104700	1031506	111700	0.000
16	Katihar	1	5825	0	0	5825	0	1871331	140000	233700	1279231	218400	0.000
17	Khagaria	1	3800	0	0	3800	0	649906	0	104700	433506	111700	0.000
18	Kishanganj	1	3800	0	0	3800	0	2144206	174410	405930	1092236	471630	0.000
19	Lakhisarai	1	3575	0	0	3575	0	1447649	0	511984	823965	111700	0.000
20	Madhepura	1	5150	0	0	5150	0	2137656	84410	357930	1228686	466630	0.000
21	Madhubani	1	6950	0	0	6950	0	1307856	90000	149700	854756	213400	0.000
22	Munger	1	4250	0	0	4250	0	2242872	90000	710808	1228664	213400	0.000
23	Muzaffarpur	1	5825	0	0	5825	0	1296431	90000	149700	843331	213400	0.000
24	Nalanda	1	6725	0	0	6725	0	1775531	120000	204200	1339631	111700	0.000
25	Nawada	1	5375	0	0	5375	0	896381	40000	104700	639981	111700	0.000
26	Patna	1	7400	0	0	7400	0	4209756	348820	826160	2061686	973090	0.000
27	Purnia	1	5375	0	0	5375	0	4421954	90000	1490887	2622668	218400	0.000
28	Rohas	1	6500	0	0	6500	0	1046506	0	104700	728406	213400	0.000
29	Saharsa	1	4475	0	0	4475	0	1614881	90000	152700	1106081	266100	0.000
30	Samastipur	1	6725	0	0	6725	0	5141378	90000	2013724	2824255	213400	0.000
31	Saran	1	6725	0	0	6725	0	1502731	90000	149700	1001931	261100	0.000
32	Sheikhpura	1	3575	0	0	3575	0	639081	0	104700	422681	111700	0.000
33	Sheohar	1	3350	0	0	3350	0	7193870	0	4951557	2023913	218400	0.000
34	Sitamarhi	1	6050	0	0	6050	0	2028356	90000	152700	1567256	218400	0.000
35	Siwan	1	6500	0	0	6500	0	3861778	0	1515336	2133042	213400	0.000
36	Supaul	1	4700	0	0	4700	0	847906	0	104700	529806	213400	0.000
37	Vaishali	1	6050	0	0	6050	0	1319256	90000	149700	866156	213400	0.000
38	West Champaran	1	6275	0	0	6275	0	1290681	90000	149700	939281	111700	0.000
39	RPMU Bhagalpur	0	0	0	0	0	0	477800	0	20000	245800	212000	0.000
40	RPMU Darbhanga	0	0	0	0	0	0	824297	0	20000	333047	471250	0.000
41	RPMU Kosi	0	0	0	0	0	0	666500	0	20000	249000	397500	0.000
42	RPMU Magadh	0	0	0	0	0	0	660412	0	20000	381912	258500	0.000
43	RPMU Munger	0	0	0	0	0	0	744500	0	20000	324000	400500	0.000
44	RPMU Patna	0	0	0	0	0	0	1300300	0	20000	524550	755750	0.000
45	RPMU Purnia	0	0	0	0	0	0	1153997	0	20000	442247	691750	0.000
46	RPMU Saran	0	0	0	0	0	0	554747	0	20000	276247	258500	0.000
47	RPMU Tirhut	0	0	0	0	0	0	1497547	0	20000	692797	784750	0.000
48	ANMMCH, Gaya	0	0	0	0	0	0	837000	120000	60000	384900	272100	0.000
49	DMCH, Darbhanga	0	0	0	0	0	0	929500	120000	60000	384900	364600	0.000
50	JLNMCH, Bhagalpur	0	0	0	0	0	0	884400	120000	60000	274800	429600	0.000
51	NMCH, Patna	0	0	0	0	0	0	1386600	120000	60000	569900	636700	0.000
52	PMCH, Patna	0	0	0	0	0	0	1386600	120000	60000	569900	636700	0.000
53	SKMCH, Muzaffarpur	0	0	0	0	0	0	1573900	120000	60000	599700	794200	0.000
54	IGIMS	0	0	0	0	0	0	2519400	937500	877500	274800	429600	0.000
55	SIHFW	0	0	0	0	0	0	1550000	0	0	925000	625000	0.000
Total		38	204700	0	0	204700	0	111576398	4278540	32534705	57237473	17169680	0.000
State Level Fund Retention		0	0					72177486					
Grand Total		38	204700					353625884					